

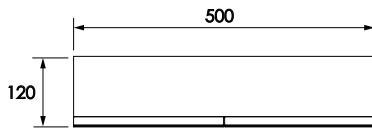


WC756105 ANTON DOUBLE DOOR CABINET



Dimensions: H670mm x W500mm x D120mm

GUARANTEE

Consumer Statutory Rights Apply

Tel: +44 (0) 1264 365881
Fax: +44 (0) 1264 356437
Email: info@croydex.co.uk
Web: www.croydex.com

Printed material, designs and packaging are protected by copyright and design right.

ILLUSTRATED

WC756105 Anton Double Door Cabinet

CONFIGURATIONS

MATERIAL

304 Stainless Steel
Mirrored Glass

COLOURS

Polished Stainless Steel

WEIGHT

N/A

PACKAGING

White Box with Colour Label

FREQUENTLY USED APPLICATIONS

Residential
Hotels
Commercial

FEATURES

Stainless steel cabinet with mirrored doors.
Two adjustable Glass Shelves.
120° degree sprung hinges.
Pin Handle.
Internal MDF Carcass.
Supplied fully assembled.
All fixtures and fittings included.

PERFORMANCE STANDARDS

Meets performance requirements of service condition 2.
BS EN ISO 9221:2017 - Corrosion Resistant (NSS 48hr salt spray, min. Grade 9)

CARE AND MAINTENANCE

Clean surfaces with a damp cloth and wipe dry using a soft cloth.
Do not use chemical or abrasive cleaners as these may damage the surface finish.